



MAKE EVERY DAY PAYDAY

Here's how to sign up today

NOTE: Before you get started, have you ever had an Instant account before? If so, grab an Instant card and log into your Instant app.

Select "Connect a new Instant card" under Settings and you're done! If you create multiple accounts, it will take longer to get paid.




This card is issued by Sutton Bank, Member FDIC, pursuant to a license from Visa U.S.A. Inc. Visa is a registered trademark of Visa, U.S.A. Inc. All other trademarks and service marks belong to their respective owners.


1 Get the Instant onboarding kit by asking your manager.



2 Download the Instant Financial app or go to app.instant.co on your computer.

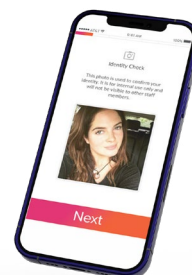


3 Enter your personal information manually or by taking a picture of the barcode on your driver's license.

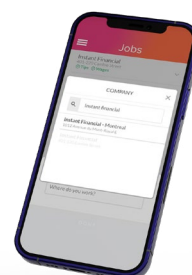


4 Verify your identity

1. Take a selfie!
2. Take a photo of the front of your photo ID.



5 Add a job by typing your store number or name.



6 Activate your Instant card

1. Scan the barcode on your card carrier or type in the number.
2. Find your PIN on the card carrier.

